

## **"Den lille daabsklud"** **The little christening cloth**



The "little christening cloth" features the symbols for faith, hope and love, and is intended as a gift for a child who is being baptized in hospital. After the baptism the little christening cloth can be given to the family or put next to the child in its cot. It serves as a tangible reminder that the baptism has taken place and as a reminder of the promise which the baptism represents. A promise which may be a source of hope and comfort in a difficult time.

The little christening cloth - instructions:

Measure: 11x11 cm.

Needles: Size 2,5 or 3 mm

Yarn: 50 gr Mayflower Cotton 8, Mercerized - 165 m/50 g.

Color 702 (Offwhite) eller 701 (White).

Cast on 29, 30 or 31 sts.(see diagram)

Knit 2 rows in gartersts. Continue at row 3 in the diagram and knit pattern until the last row.

Bind off and sew in the loose ends.


Put the cloth into cold water and leave for a few hours.

Carefully press the water out of it, and now shape it to 11 x 11 cm. on flat surface.

Leave it to dry.

# Den lille daabsklud


## The little christening cloth 1



- Knit
- Purl

# Den lille daabsklud


## The little christening cloth 2



- Knit
- Purl

# Den lille daabsklud


## The little christening cloth 3



- Knit
- Purl

# Den lille daabsklud


## The little christening cloth 4



- Knit
- Purl

# Den lille daabsklud

## The little christening cloth 5



- Knit
- Purl